

GRAND LIGHTING™

GL200FL HIDEF 7DEG FANLESS LED GOBO PROJECTOR

Table of Contents 2

INTRODUCTION 3

 Before You Begin 3

 Contents 3

 Safety Information 3

OPERATION 4

 An Overview of Your Light 4

 Installation Guide 4

 Focusing 4

 Rotation 5

 Ensuring Your Light is Water Tight 5

GOBOS 6

 Gobo Specifications 6

 Changing / Installing Your Gobo 6

TECHNICAL SPECIFICATIONS 7

 Photometric Data 7

 Power supply | Light source 7

 Fixture Dimensions 8

SERVICE AND WARRANTY 10

 Standard Warranty 10

 Service, Warranty Claims and Returns 10

BEFORE YOU BEGIN

- Open the contents of the box and check that the goods have not been damaged during transit.

NOTE: You must notify us of any suspected damage within 48 hours upon receiving the goods in order for us to follow up with the freight company.

- Check that you have received the correct goods including projector and gobo (if ordered as a package).
- If you ordered your projector and gobo as a package deal, your gobo should already be installed in the projector ready for use.

Any claims, returns or incorrect supply must be lodged within 48 hours of receiving the goods.

CONTENTS

- GL200FL HiDef 7deg Fanless LED Gobo Projector
- Gobo (if ordered as a package)

SAFETY INFORMATION

Most units will come supplied with a gobo, check to see the projector works for the proposed location before proceeding with the install.

This unit is a high powered professional image projector that needs to be installed and used by a suitably qualified professional. The intense light output should not be projected on a surface any closer than 1 metre away to avoid the surface from overheating. Mount the unit where it can get adequate ventilation, be sure not to cover the ventilation openings at the rear of the unit.

Check the mounting surface is suitable to support the weight of the unit. If a safety cable must be fitted make sure to secure it to the surface mount.

The gobo projector comes supplied with an external driver. The driver is pre-set to maximise the life span of the LED capsule. Do not change the pre-set values or you will void the warranty.


To avoid losing the driver, do not disconnect it from the gobo projector.

Always disconnect the unit from power when changing the gobo.

WARNING – Do not cover the heat sink or driver with anything as they will need free air flow.

AN OVERVIEW OF YOUR LIGHT

HiDef 7Deg Lens



INSTALLATION GUIDE

- The unit is fitted with a preset built in power supply IP65 meanwell driver and Australian power plug. Input voltage range of 100-240V AC. For professional use only or to be installed by a qualified person.
- Each unit has a metal bracket with holes suitable for mounting to a fixed point.
- Once the base is secured, use the locking screws on the side of the unit to point in an appropriate direction, then tightened them firmly.
- It is recommended to fit a safety cable to larger, heavier units for additional safety.



FOCUSING

- On the front lens is a rubber seal and locking ring. Loosen this to focus the unit.
- Rotate the front lens in or out until your image is in focus.
- Once you are happy with how the image looks, tighten the locking ring back into place to ensure it remains water tight.



ENSURING YOUR LIGHT IS WATER TIGHT

- If you remove the front lens to change the gobo, please ensure you take note of where the rubber seals are fitted.
- If you do get water inside the unit, it should still function, however, it is important to make sure all the locking rings are firmly tightened to avoid water ingress.

GOBO SPECIFICATIONS

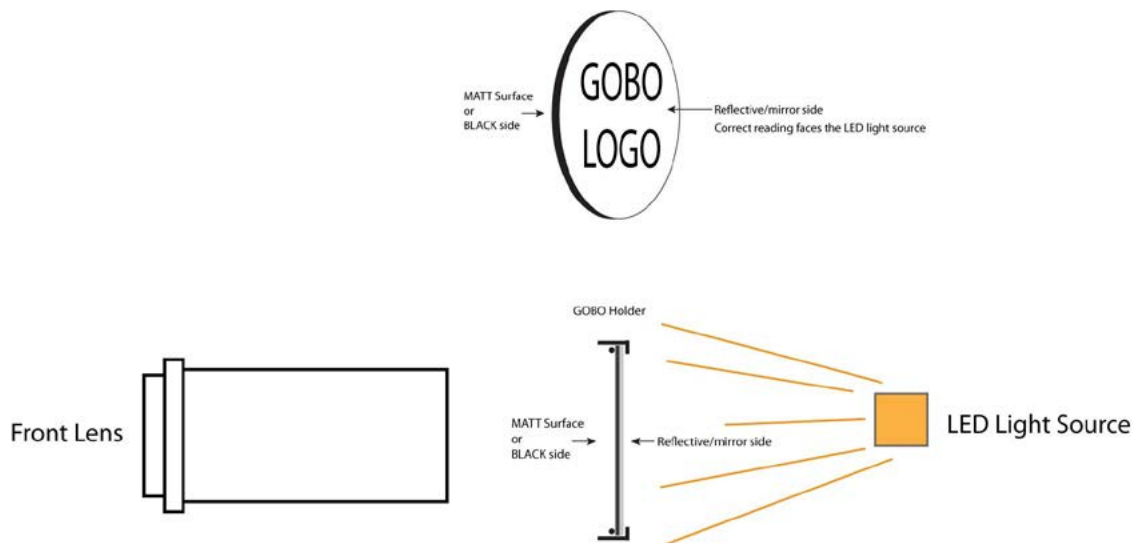
- Suitable material: Metal or Borosilicate glass
- Gobo size: 67mm outside diameter $\pm 0/-0.3$ mm
- Maximum image diameter: 45mm
- Maximum thickness: up to 5.0mm

If in doubt please contact Gobotech - www.gobotech.com.au to confirm the gobo specifications for the fixture model you have quoting the serial number.

CHANGING / INSTALLING YOUR GOBO

- The gobo is situated within the body of the unit
- To change the gobo, firstly you need to unplug the unit from power.
- Remove the front lens and tube, being careful not to loose the rubber seals.
- Once the lens is removed you will see where the gobo is fitted into the gobo holder, held in with a spring circlip.
- If there is a gobo already mounted in the light begin by removing the metal circlip which is holding the gobo in place. Take care as it can flick out suddenly.
- Swap out the gobo for your new one and do not forget to replace the metal circlip.
- ****REFLECTIVE MIRROR SIDE MUST FACE THE LED LIGHT SOURCE****
- Make sure the circlip is pushed down so that the gobo is sitting flat, if not you will struggle to focus evenly on the gobo.
- Replace the lens and tube, and rubber seals, checking it is tightened enough to be water tight.
- Refer to - "Ensure your light is water tight" instructions.
- Glass gobos have a reflective mirror side and a black non reflective or white matt surface.
Glass Gobos are not reversible, they MUST be inserted with the reflective side facing the lamp.

See diagram below showing the order of inserting the gobo into the light



PHOTOMETRIC DATA

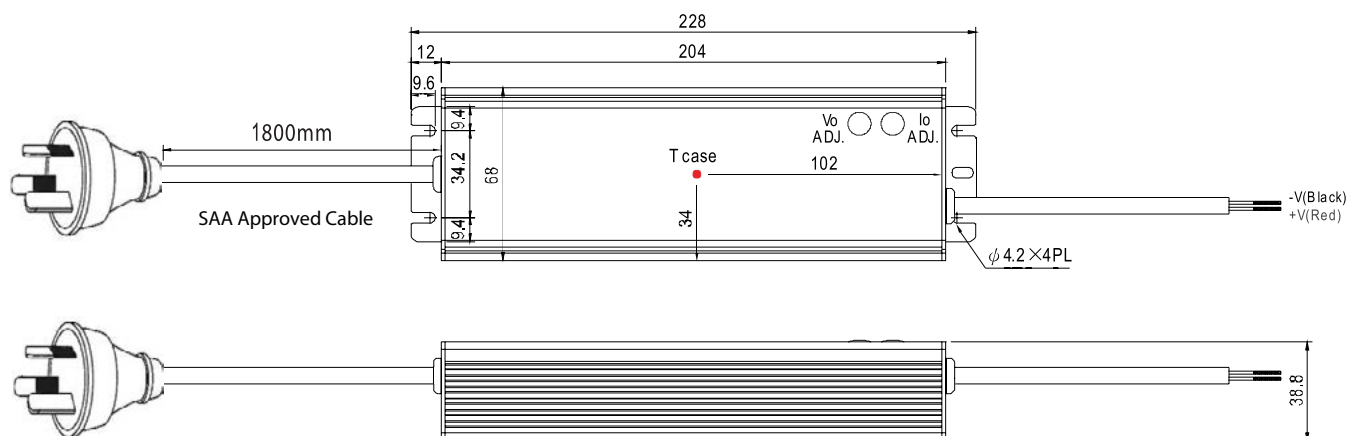
	GL200FL Fanless LED	HI DEF VERY NARROW 7° LENS		
Projection Diameter (m)	1.95m	2.59m	3.24m	3.89m
Luminance (lux)	851 lux	479 lux	306 lux	213 lux
Projection Distance (m)	15m	20m	25m	30m

Lux values indicated are not peak values, which may be brighter. We give average lux readings taken under actual tests.

POWER SUPPLY | LIGHT SOURCE

- Built in power supply: Meanwell driver HLG-240H-24A
- Input voltage: 100-240V AC
- Average power consumption: 150W
- Light Source: 200W LED Capsule
- Cool white approx 7000k
(warm white available as a filter on request)
- LED Lifetime: 50,000 hours*
(figure obtained under manufacture's test conditions)

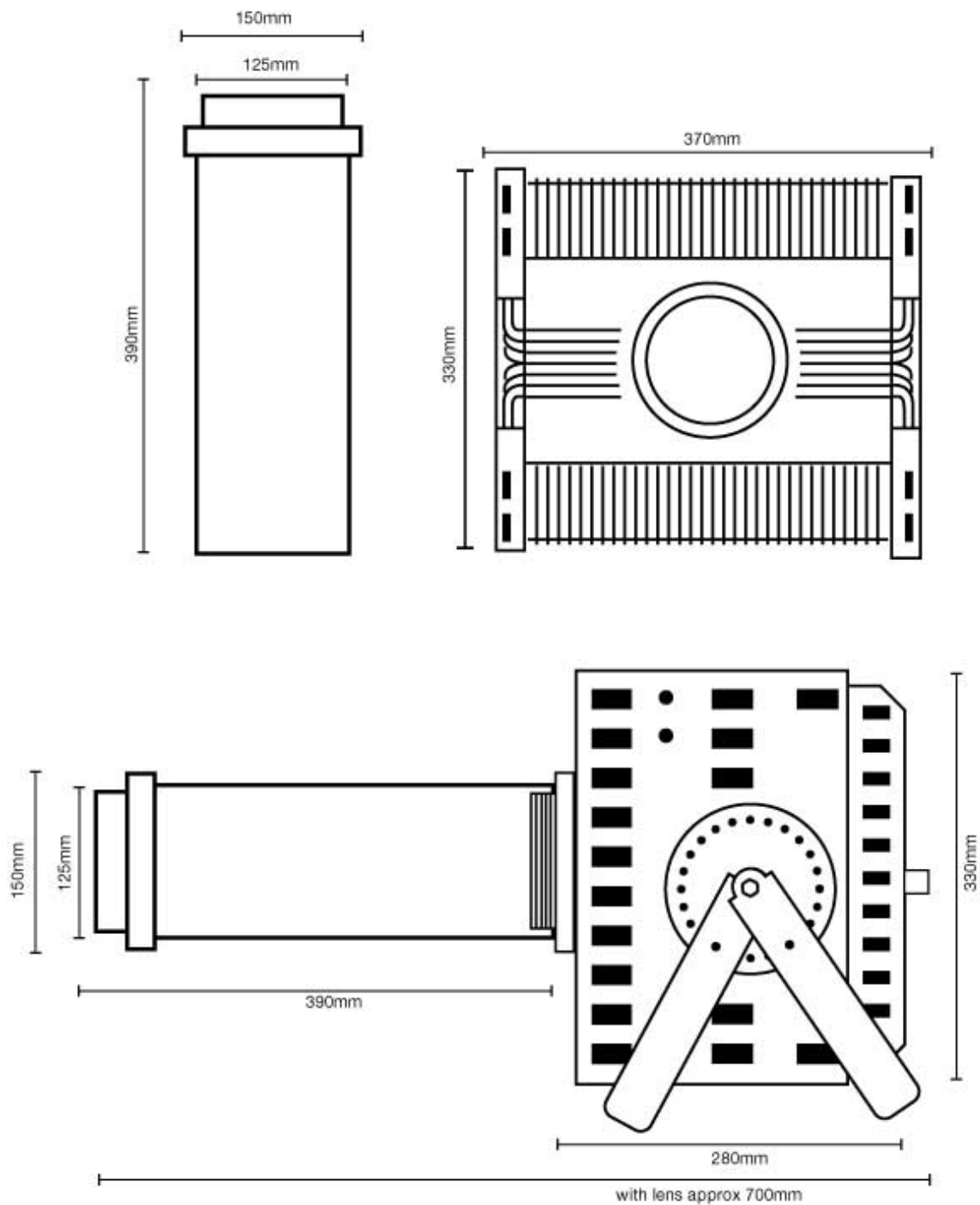
Meanwell Driver - HLG - 240H-24A



PHYSICAL DIMENSIONS

- Height (excluding brackets): 330mm
- Depth (excluding brackets): 280mm
- Width: 370mm
- Weight: 11.5kg

- Lens tube length: 390mm
- Lens tube weight: 5.4kg



STANDARD WARRANTY

The standard warranty applies only to Grand Lighting products sold by Gobotech Pty Ltd or its authorised resellers, or country distributors. "Standard Warranty Period" means the warranty period applicable under the standard warranty being a period of 24 months from the original date of purchase of the Grand Lighting product(s) unless specifically noted and agreed to otherwise. This warranty also applies to drivers and power supplies that Gobotech have matched and sold with the Grand Lighting product.

Gobotech Pty Ltd or Grand Lighting will not be held responsible for any loss, damage, cost or expense incurred as a result of the installation or removal of any Grand Lighting product for any reason nor does this warranty cover any Grand Lighting product that has become defective due to an accident, act of god, improper installation, power surge, unreasonable use, improper service or unauthorised modification or adjustment of drivers or other causes not arising out of defects in material and workmanship. Normal wear and effects of weather that do not affect the safety or operation of the light are not covered by this warranty.

The warranty provided by us under this document is a "Return to Base" warranty. This means that the product has to be returned to us in order to receive a repair or replacement.

In the event that Grand Lighting is unable to replace or repair any defective Grand Lighting product under the warranty it will use reasonable endeavours to provide an alternative of similar specification and quality. Whilst reasonable endeavours will be taken to match the light quality, LED bin and/or colour temperature of the LED's used for any replacements, it may not always be possible to do so, due to the age of the product, changes in the LED suppliers product specification and availability. In these circumstances Grand Lighting will use reasonable endeavours to offer the closest alternative available.

Replacement parts provided under the warranty are warranted on the same terms and for the remainder of the warranty period of the Grand Lighting products they are replacing or in which they are installed.

Gobotech guarantees that Grand Lighting products are free from defects in materials or workmanship under normal use during the standard warranty period.

During the standard warranty period, Gobotech will, (following prompt written notice of the issue(s) and a reasonable period for investigation) at its discretion, repair or replace either the whole Grand Lighting product or any part of it that Gobotech deems to be defective as a result of a material or manufacturing fault. Gobotech will not be in any way liable under the standard warranty in respect to any Grand Lighting product that:

- 1) Was not originally installed in accordance with:
 - a) The installation instruction supplied with, or printed on, the Grand Lighting product or published on the Grand Lighting website (www.grandlighting.com.au)
 - b) The standards of good practice.
- 2) Was not installed in suitable environmental conditions (including but not limited to ambient temperature, moisture level and air flow for that particular Grand Lighting product;
- 3) Has been altered or modified in any way by third parties not authorised by Gobotech to do so;
- 4) Has been subject to misuse (including but not limited to incorrect operation by the user or connection to or operation with an unsuitable power supply);
- 5) Has been previously repaired by a person other than an authorised representative of Gobotech

The standard warranty period will only be valid if the date of purchase is confirmed by an official invoice issued at the time of purchase.

SERVICE, WARRANTY CLAIMS AND RETURNS

In order to make a claim under the warranty and receive the Return Authorisation Form, please contact:

Gobotech Pty Ltd - www.gobotech.com.au

Please contact Gobotech for any items that are faulty and out of warranty to obtain a quote from our service department to either fix or replace parts where possible.

All carriage, insurance and return charges or duties are the responsibility of the customer and are not covered by the warranty. Grand Lighting products returned under the warranties should be appropriately packaged to prevent damage during transit. Any return of Grand Lighting products under the warranty is done at the sole risk of the customer and Gobotech will not be liable for any damages or losses sustained during transit.